




**Aegopodium podagraria
'Variegatum'**

**Snow on the Mountain or
Bishop's Weed**

A prime addition to the dry shade groundcover list, Variegated Aegopodium spreads rapidly through the summer under high limbed trees, in the rock garden, and in a range of difficult areas. Small white flowers appear late May-June about 8" above the low variegated foliage.

Plant 18" apart.

Zones 3 - 9 





**Ajuga reptans
'Bronze Bugle'**
Bugle weed

Bronze-leaved.

2 1/4" peat pots.

50 per flat.

Plant 6" apart.

Zones 4 - 9  





**Reptans
'Burgundy Glow'**
Bugle weed

White, pink and green leaves.

2 1/4" peat pots. 50 per flat.

Plant 6" apart.

Zones 4 - 9  



**Ajuga 'Chocolate Chip'
Dwarf Bugle Weed**

Narrow miniature leaves are a rich dark chocolate color forming tidy rosettes that hug the ground at 2". Lacy blue flowers at 3" will shine in May and June.

Extensive breeding makes this Ajuga a delightful true natural dwarf alternative to the traditional groundcover for sun or shade.

Plant 12" apart.



Zones 4 - 9   



**Armeria maritima 'Splendens'
Thrift**

Outstanding for its continuous show of vibrant, rose-pink, rounded 1" flower heads on 6-8" stems from May to July. Dwarf and mound forming, its grassy foliage provides the gardener an excellent choice for edging, for use in beds, borders, or for the rock garden.

Plant 12" apart.



Zones 4 - 10   



**Bergenia cordifolia
Heartleaf**

Distinctive glossy, heart-shaped leathery leaves are evergreen, turning warm, ruddy shades in the fall. Bright pink flower clusters bloom in April and May about 12" from the base and flower for weeks. They prefer rich, humusy soil that retains moisture and would rather be spared the midday sun. Our humid summers sometimes makes Bergenia appealing to slugs, so some control may be warranted. Try it with Dicentra for a gorgeous look.




Plant 18" apart.

Zones 4 - 10  



**Bergenia x 'Bressingham Ruby'
Heartleaf**

Handsome evergreen foliage turns ruby bronze in cool weather and the new growth in the spring emerges green. Growing to a height of about 12". From mid to late spring, above this glossy foliage, deep rosy red flowers appear. This perennial definitely has more than one season appeal. PP7344. **Plant 12" apart.**

Zones 3 - 10   



**Ceratostigma plumbaginoides
Lead Wort**

One of the most rewarding, colorful, and easy-to-grow perennials, Plumbago reaches just 12" in height and forms a green ground cover, covered with clusters of gorgeous peacock blue flowers from August into October. The foliage turns deep mahogany in fall, but the brilliant flowers keep opening, which makes an eye-catching show. Excellent for edging, under planting shrubs, or as a ground cover over bulbs as it breaks dormancy late in spring.

Plant 12" apart.


Zones 5 - 9   

Ground Cover



Convallaria majalis
Lily-of-the-Valley


The old-fashioned garden cover looking fantastic shady ground cover looking spectacular in a mass with its fragrant white bells in April and May. At about 8" in height, plants are easy to grow and will last a lifetime. A layer of organic compost applied in December or January will insure a healthy, prolific performance next spring. Try it with Lady Fern, Dicentra 'Eximia', and Pulmonaria. **Plant 12" apart**

Zones 4 - 9    



Delosperma cooperi
Trailing Hardy Ice Plant


Rosy-pink daisies are produced from June through September above a dense mat of succulent foliage that hugs the ground no more than 3" high. Easy to grow and drought-tolerant, it is lovely cascading over a wall, edging the front of the border, as a ground cover, or as a container plant. **Plant 18" apart**

Zones 5 - 9 



Delosperma floribundum
'Starburst'






Trailing Hardy Ice Plant
Same bright pink flowers as D. cooperi from June until frost, but with a bold white center that does justice to the name. The succulent foliage is shiny deep green, but with a metallic cast. This is an award-winner with the same easy ground cover-edger functions as cooperi. **Plant 18" apart.**

Zones 6 - 9 



Dianthus allwoodii 'Frosty Fire'
Garden Pinks


Semi-double deep, dark pink (almost red) fragrant flowers grace the blue-gray foliage of this 6-8" plant most prolifically in June, and then off and on through the rest of the summer. Given good drainage and a spot at the front of the border, this Canadian Ornamental Plant Foundation introduction will perform well for us right here in the mid-Atlantic. Propagation prohibited. **Plant 18" apart.**

Zones 4 - 9     



Dianthus barbatus
Sweet William

Here's the old-fashioned favorite that comes in the traditional colors ranging from white through pink, reds, and burgundy, and looks best massed in the border or rock garden. Flat clusters of slightly scented 1" flowers bloom only 6" in late spring. Treat as a biennial, Sweet William self-sows readily. **Plant 18" apart.**

Zones 4 - 10     



Dianthus gratianopolitanus
'Bath's Pink'
Garden Pinks

Single, soft pink, fringed 1" flowers appear in May-June and are sweetly clove-scented, forming spreading low mounds of blue-green needle-like foliage. Only 6-8" high, they are very tolerant of high heat and humidity. **Plant 18" apart.**

Zones 5 - 9     



Dianthus gratianopolitanus
'Firewitch'
Garden Pinks



When a number of customers touted this Dianthus throughout the growing season, we decided to see for ourselves, and here's the scoop: magenta single-petal blooms at 8-10" will fill your garden in May and June with their lovely fragrance. This long-bloomer has blue-green foliage. **Plant 18" apart.**

Zones 3 - 8     



Dianthus gratianopolitanus
'Tiny Rubies'
Garden Pinks

Flowers that appear in June are doubles with a deep, rich rose-red color that contrasts nicely with its spreading mat of blue-green leaves. At only 4" in height, "Tiny Rubies" will delight you with its fragrant blooms. **Plant 18" apart.**

Zones 5 - 9     



Dianthus gratianopolitanus 'Pixie'
Cheddar Pinks
 Fragrant 1-1/2" flowers are pink, splashed with darker pink accents above blue foliage in May and June to 12". Very hardy with vigorous growth, 'Pixie' will bloom repeatedly from spring into fall. Blooms of Bressingham introduction. PPAF.
Plant 18" apart.

Zones 3 - 8 ☀️ 🦋 🐝 ✂️ 🚫



Dianthus gratianopolitanus 'Siskin Clock'
Pinks
 Finely detailed flowers have light pink petals with a red edge and central disc with white center. Flowers appear in May-June atop gray green mounding foliage, growing to 7". May rebloom in the early fall as an added bonus. PPAF.
Plant 12" apart.

Zones 4 - 8 ☀️ 🦋 🐝 ✂️ 🚫



Dianthus x 'Arctic Star'
Garden pinks
 Bears lightly fragrant double pure white flowers against mounded gray-green foliage. Grows best in full sun with average well-drained soil. Deadheading will keep it looking its best and it will bloom from June into September. Grows 6-8" and is best used in rock gardens or front of the border.
Plant 18" apart.

Zones 5 - 9 ☀️ 🦋 🐝 ✂️ 🚫



Dianthus allwoodii 'Frosty Fire'
Garden Pinks
 Semi-double deep, dark pink (almost red) fragrant flowers grace the blue-gray foliage of this 6-8" plant most prolifically in June, and then off and on through the rest of the summer. Given good drainage and a spot at the front of the border, this Canadian Ornamental Plant Foundation introduction will perform well for us right here in the mid-Atlantic. Propagation prohibited.
Plant 18" apart.

Zones 4 - 9 ☀️ 🦋 🐝 ✂️ 🚫



Dianthus x 'Neon Star'
Garden Pinks
 Sweetly fragrant, 'Neon Star' has vibrant florescent pink-fringed flowers that contrast nicely with compact blue-gray foliage. This plant thrives best with full sun and well-drained moderately dry soil. Will grow 6-8" tall and with deadheading, will bloom spring thru fall. Combines well with Platycodon, Eupobias and Festuca.
Plant 18" apart

Zones 5 - 9 ☀️ 🦋 🐝 ✂️ 🚫



Epimedium rubrum
Barrenwort
 A ground cover unlike any other, with heart-shaped leaves that are tinged red-bronze on the edges. It is the best ground cover for dry shade needing a good loamy soil. The semi-evergreen foliage is 9" tall and develops clusters of red starry flowers with white spurs in May close to the leaves. Lovely planted among trees in woodland setting. Try it with Pulmonaria, Carex, and blue Hostas.
Plant 12" apart.

Zones 5 - 9 🌑 🌒 🚫



Epimedium versicolor x 'Sulphureum'
Barrenwort
 Sports masses of small deep yellow star-shaped flowers in April. Cut old foliage to the ground in spring so that flowers will be visible. At 12" in height, the heart-shaped leaves on wiry stems are bronze when young, then mature to green. Massed in the foreground of a shady bed or as edging, this drought tolerant perennial can't be beat.
Plant 12" apart.

Zones 5 - 9 🌑 🌒 🚫



Fragaria x 'Lipstick'
Flowering Strawberry
 Deep pink 1" flowers cover the handsome, deep green foliage of 'Lipstick' from May into October. They are sensational in hanging baskets, window boxes, or as edging for a walk or border. Runners produce a graceful, trailing effect on the 6" plant which is easy to grow, vigorous, hardy, semi-evergreen, and has edible though bland-flavored berries. **Plant 24" apart.**

Zones 3 - 9 ☀️ 🌑

Ground Cover



Galium odoratum
Sweet Woodruff



Galium is an herb-like ground cover with whorled shiny-green leaves that hug the ground at about 6". It prospers in the shady, moist, well-drained, slightly acidic soil site it loves best. Fragrant tiny white flowers are a bonus in May and June. The foliage is fragrant when dried. Galium works well under shrubs or in a naturalized area.
Plant 18" apart.

Zones 3 - 9      



Geranium lancastricense
Cranes Bill

Creeping and carpet-like at 6", lancastricense blooms most heavily in June and July, but its little salmon-pink flowers with a crimson vein will appear into late summer.
Plant 18" apart.

Zones 5 - 8  



Geranium macrorrhizum
'Ingwersen's Variety'
Cranes Bill



Small rosy-pink flowers appear in clusters above the aromatic semi-evergreen leaves from the end of May through June on this weed-smothering ground cover. We like the bright bronze and scarlet of the leaves in fall and the compact carpeting effect at 12" in height. **Plant 18" apart.**

Zones 5 - 8   



Geranium x 'Rozanne'
Cranes Bill

Now considered one of the longest-blooming Geraniums introduced, expect large 2" violet-blue flowers with a tiny white center from June to frost. It grows about 20" tall and 24" wide. If Geraniums are your passion the heat tolerance of 'Rozanne' makes her irresistible. Expect a red fall foliage display after a summer of deep green slightly marbled leaf color. Blooms of Bresham PP12175. **Plant 24" apart**

Zones 5 - 8  



Geranium sanguineum
Bloody Cranes Bill

Glowing flowers of reddish-purple from June into August will take your breath away. Then in the fall, the dark green leaves which look like asterisks, turn a bright red—thus the nickname Bloody Cranes Bill. At about 6" in height, it will benefit from a bit of shade in the hottest months of our Maryland summer.
Plant 18" apart.

Zones 5 - 8   



Geranium sanguineum
'Max Frei'
Cranes Bill

We see increased demand for 'Max Frei' as more folks discover its compact, fast-growing, attractive foliage and profusion of dependable deep magenta flowers from June into August. What a hardy groundcover at 6 - 10".
Plant 18" apart.

Zones 3 - 9   



Euonymus Coloratus
coloratus

Heavily rooted cuttings are flame-red in fall.

100 per flat.

Plant 6" apart.

Zones 4 - 9  



Hedera helix
English Ivy

English Ivy does best in the sun, but covers nicely in shaded areas.

Heavily rooted cuttings.

100 per flat.

Plant 6" apart.

Zones 4 - 9   

Ground Cover



Iberis sempervirens
'Snowflake'
Candytuft
 Cascading over a rock wall, at the front of the border, or in a rock garden, this popular evergreen dwarf has clusters of white flowers at 9–12" that appear from April to June. After flowering, it should be cut back to maintain the foliage and keep it compact. 'Snowflake' is an abundant bloomer with large green leaves and prefers well-drained alkaline soil.

Zones 3 - 7 ☀️ 🚫

Plant 18" apart.



Iris cristata
Dwarf Crested Iris
 It is native to eastern United States. Cristata is a fast grower with creeping fleshy stems and fans of bright green strappy leaves, which makes it a good ground cover. Charming blue-violet flowers are carried above the foliage mid to late spring, growing 6" tall.

Zones 5 - 9 ☀️ 🌑 ✂️ N

Plant 12" apart



Iris cristata 'Alba'
Dwarf Crested Iris
 A vigorous form of this beautiful native with pure white, gold-crested flowers in mid-spring. Spreads relatively quickly into a dense carpet making it a great ground cover. Narrow, yellowish green leaves arise about 6" from a network of rhizomes.

Zones 5 - 9 ☀️ 🌑 ✂️ N

Plant 12" apart.



Iris cristata
'Powder Blue Giant'
Dwarf Crested Iris
 It is like the species but has huge soft powder blue, with deep blue and white markings and gold crested blooms in the spring and larger leaves. Grows to 10" and has a vigorous growth habit.

Zones 5 - 9 ☀️ 🌑 ✂️ N

Plant 12" apart.



Lamium galeobdolon
'Herman's Pride'
Yellow Archangel
 The small green leaves with striking silver variegation form tidy mounds at 15–18", which spread evenly in the high shade, and dryish soil it likes best. A dependable ground cover where little else will grow; the small yellow flowers are a bonus in May. A nice alternative to the Lamiums.

Zones 4 - 9 🌑 🚫

Plant 18" apart.



Lamium maculatum
'Anne Greenway'
Dead Nettle
 This cheery looking lamium has a blend of silvery mint green, medium green, and chartreuse foliage 6-8" in height. Growth will be most compact in moist well-drained soil. 'Anne Greenway' will benefit by a shearing in the spring to help stimulate healthy new growth. As an added bonus there are lavender pink blooms that appear late spring into early summer.

Zones 3 - 9 ☀️ 🌑 🚫

Plant 18" apart.



Lamium maculatum 'Beacon Silver'
Dead Nettle
 An especially good ground cover for shady areas under trees, 'Beacon Silver' seems to prefer a bit more shade than our other varieties. The metallic silver leaves are edged in green at 8", the pink flowers are a bright contrast in April–July, and to top it off, the foliage turns a bit bronze as our weather cools in fall.

Zones 3 - 9 🌑 🚫

Plant 18" apart



Lamium maculatum 'Red Nancy'
Dead Nettle
 This Lamium has silver leaves with a green edge, and sports very rosy pink flowers from April to July above the 8–10" ground covering foliage. It has the same tolerance for dryish soil and a good deal of shade as other Lamium maculatum.

Zones 4 - 9 ☀️ 🌑 🚫

Plant 18" apart.

Ground Cover



**Lamium maculatum ‘Shell Pink’
Dead Nettle**

The popularity of this hardy ground cover is understandable when you consider that it tolerates poor soils, spreads rapidly, thrives in dry shade sites, handles a range of light conditions, and has lovely green and white variegated foliage that shines in shady areas under trees. ‘Shell Pink’ has soft pink flowers close above the 8" foliage from April to July. **Plant 18" apart.**

Zones 4 - 9



**Lamium maculatum ‘White Nancy’
Dead Nettle**

Vigorous in its spreading habit, ‘White Nancy’ has green-edged silver leaves with white flower clusters close to the 8" leaves from April to July. In the shade or semi-shade, its luminous leaves look cool and peaceful on a hot summer day.

Plant 18" apart.

Zones 4 - 9



**Liriope muscari ‘Big Blue’
Lilyturf**

One of the best ground covers for shade, this clump grower has arching, grass-like green foliage 12" tall. It has lilac blue flowers in July and August, which are then followed by shiny black berries in the fall. Cut back the old foliage in early spring and that’s about all the maintenance they require. Mass it under trees and shrubs or use it as edging. **Plant 18" apart.**

Zones 4 - 10



**Liriope muscari ‘Monroe White’
Lilyturf**

Liriope grows best in acid soil in partial to full shade, which protects it from sun damage in both summer and winter. It is valued as a ground cover, is both heat tolerant and resistant to pests and diseases, handles dry shade, and is evergreen in quality. ‘Monroe White’ has spikes of white flowers in September, followed by the black berries above grassy green 12" foliage. **Plant 18" apart.**

Zones 4 - 10



**Liriope muscari ‘Variegata’
Variegated Lilyturf**

Variegata has the same excellent qualities as the solid green Liriope, but with the brightening effect of the yellow and green striped grass-like foliage. Its lilac purple flowers are striking in July and August. It also reaches 12" in height and its tufts make a classic ground cover. **Plant 18" apart.**

Zones 4 - 10



**Liriope spicata
Creeping Lilyturf**

Perhaps the hardiest species of Liriope, spicata has pale lavender flower spikes in July–August close to the 12" grassy green foliage. Spicata quickly forms a thick mat of evergreen foliage and is known to withstand colder temperatures than other Liriopes although its flowers are just a bit smaller and not as showy. A mowing or trim in early spring will encourage fresh growth.

Plant 18" apart

Zones 5 - 10



**Lysimachia nummularia
Creeping Jenny**

This little ground hugger (3-4") is always sought after and enjoyed by gardeners despite its aggressiveness. The species has small round green leaves with root nodes between that account for Creeping Jenny’s ability to fill in around steps, rocks, or pathways. Equally gracious spilling over a container or window box, it has fragrant little yellow flowers in May. **Plant 18" apart.**

Zones 3 - 8



**Lysimachia nummularia ‘Aurea’
Golden Creeping Jenny**

Sharon Branson, key nursery staffer, likens gold-leaved ‘Aurea’ to a “shower of golden coins” covering the ground at 3-4" where this best selection of Creeping Jenny brightens the rock garden or pathway between stepping stones. No matter that the yellow flowers in May are lost in the bright foliage. Try it as an underpinning to Geranium ‘Rozanne’ or the rich dark blue of Veronica ‘Royal Candles’ spikes. **Plant 18" apart.**



Zones 3 - 8



Ground Cover





Mazus reptans
Creeping Blue Mazus
 Same fast-spreading, tight, 1" carpet of little green leaves as our white Mazus, with blue flowers appearing in May-June close to the foliage. Handling some foot traffic, it is the perfect choice between stones on a path, or as a carpet under rose bushes.
Plant 18" apart.

Zones 4 - 9  



Mazus reptans 'Albus'
Creeping White Mazus
 Literally a carpet of bright green small leaves that spread rapidly in full sun to make a thick mat at about 1". Moisture-tolerant, tough and hardy, Mazus sports white flowers in May and June just above the foliage. It works well in the rock garden, as an underpinning to roses, or between stepping-stones or pavers along a pathway. This is a strong grower and can't be beat as a ground cover alternative.
Plant 18" apart.

Zones 4 - 9  





Origanum rotundifolium 'Kent Beauty'
Ornamental Oregano
 Here is a great container plant, but also one especially useful in a rock garden. Beautiful dusty-rose to deep mauve-pink flowers appear on hop-like bracts with small, oval gray-green veined leaves. Flowers bloom at 10" from June-September on another drought-tolerant, long blooming perennial, quite happy to perform in poor, well-drained sandy soil. **Plant 18" apart.**

Zones 5 - 9     





Ophiopogon planiscapus 'Ebony Knight'
Black Mondo Grass
 The unique black, grass-like leaves are a color rarity among plants. At 6", 'Ebony Knight' reminds us of Liriope with its grassy foliage. It has rather insignificant pale pink flowers in early fall followed by black berries. While slow growing, it is most frequently used as edging or as a ground cover that forms dense grass-like turf. Try it with Hostas of any color for a dynamic effect. **Plant 8 - 10" apart.**

Zones 6 - 10  



Ophiopogon japonicus 'Nana'
Dwarf Mondo Grass
 At 3", this dwarf variety of Mondo Grass has very dark green, grass-like foliage. This is a dependable performer if given the shady moisture-retentive soil it likes. A great rock garden choice as well as a shady ground cover.
Plant 8-10" apart.



Zones 6 - 10  



Pachysandra terminalis
 Perfect for dense shade or light shade.
 Heavily rooted cuttings.
 100 per flat.
Plant 6" apart.





Phlox stolonifera 'Blue Ridge'
Creeping Phlox
 Our shade gardening customers love the native Creeping Phlox for its glossy, semi-evergreen foliage with masses of bloom in May about 8" above the mat of leaves. No wonder Creeping Phlox was chosen the 1990 Perennial Plant of the Year. The lavish, light blue flowers of 'Blue Ridge' appear in April and May when spring bulbs are at their peak. **Plant 18" apart.**

Zones 5 - 9  



Phlox stolonifera 'Home Fires'
Creeping Phlox
 Their rich, deep pink color make native 'Home Fires' glow above the deep green of their mat of spreading foliage. Under trees and shrubs the evergreen foliage is exceptional. Blooms in April and May to 8".
Plant 18" apart.

Zones 5 - 9  



Phlox subulata
‘Candy Stripes’
Moss Pinks
 Soft, evergreen, mossy foliage underlies this 4–6" bicolor which is white with a wide bright pink stripe. This colorful native reaches full bloom in April–May, but will often rebloom in the fall.
Plant 18" apart

Zones 5 - 9



Phlox subulata
‘Emerald Blue’
Moss Pinks
 A popular color of the native Moss Pinks is this blue with the same evergreen mossy foliage, blooming in April at 4–6".
Plant 18" apart

Zones 5 - 9



Phlox subulata
‘Millstream Daphne’
Moss Pinks
 Same low mat of rich evergreen foliage smothered with intense pink flowers in April–May at 4–6" in height. We have chosen ‘Millstream Daphne’ for its more compact habit. It prefers a sunny well-drained site, is fairly drought-tolerant, spreads quickly, and certainly looks cheerful when used as edging or in the rock garden. **Plant 18" apart**

Zones 5 - 9



Phlox subulata
‘Scarlet Flame’
Moss Pinks
 This native Phlox is scarlet red in April and May, and grows to a height of 4–6" with that soft evergreen mossy foliage. Stunning!
Plant 18" apart.

Zones 5 - 9



Phlox subulata
‘White Delight’
Moss Pinks
 Pristine white flowers are profuse on this old favorite in April and May. Dense and compact, the white flowers cover the evergreen mossy foliage to a height of 4-6".
Plant 18" apart.

Zones 5 - 9



Sagina subulata
Irish Moss
 Fast-growing evergreen Irish Moss forms a dense mat of softest green to surround stepping stones or in rock gardens. At 1", it even sports a mass of tiny fragrant white flowers in May-June. Give it ample moisture to grow in the sun, but it prefers bright shade.
Plant 18" apart

Zones 5 - 8



Sedum floriferum
‘Weihenstephaner Gold’
Stone Crop
 This fine ground cover has fleshy, but fine-textured, green mounded foliage in the summer that becomes covered with lovely golden-yellow flowers in June and July to a height of 3–4". The foliage turns red in the fall. So useful as a ground cover for difficult dry slopes, and enchanting in the rock garden.
Plant 18" apart

Zones 4 - 9



Sedum rupestre ‘Angelina’
 The evergreen needle like leaves shine a brilliant golden yellow that grows to about 4" in full sun and well drained soil. When the weather turns cooler, the tips of the leaves turn a reddish orange tinge, which lasts all winter. Yellow flowers appear in early summer.
Plant 15" apart .

Zones 3 - 8

Ground Cover



Sedum spurium 'Fuldaglut'
Stone Crop
Sedums are fleshy-leaved, low-growing plants that come in a wide range of forms and colors, very useful for late season bloom and foliage color well into the winter. 'Fuldaglut' has green-bronze foliage 3-4" high, that flowers deep red in July and August at that height. This small Sedum is enchanting in the rock garden, as a ground cover. Considered an improved variety of 'Dragon's Blood' Sedum. **Plant 18" apart.**

Zones 4 - 9 ☀️ 🚫



Sedum spurium 'Tricolor'
Stone Crop
Tiny white and green leaves with a pink edge on this fast-growing ground cover spread quickly, love heat and bright sunshine, and stay attractive all summer. September brings the soft pink, almost white, flowers that hug the foliage at no more than 4-6". New leaf clusters look like tiny rosettes. A charming, but tough-as-nails Sedum. **Plant 18" apart.**

Zones 3 - 9 ☀️ 🚫



Sisyrinchium angustifolium 'Lucerne'
Blue-eyed Grass
Bright blue star-shaped flowers with a gold center appear from May until July close above the Iris-like foliage on this charming native. Not too tall at 8", the 3/4" flowers look sweet as edging or in the rock garden. While tolerant of partial shade, Blue-eyed Grass prefers full sun and moist well-drained soil. **Plant 12" apart.**

Zones 5 - 8 ☀️ 🌙 ✂️ 🇺🇸



Stachys byzantina
Lamb's Ear
You have to be charmed by the wooly and soft silvery white leaves of this strong growing ground cover at 6-8" in height. Its insignificant lavender flowers appear in July on 18" spikes which many gardeners simply remove to keep the plant tidy. You'll find it combines effectively with almost any color in the entire spectrum. **Plant 20" apart.**

Zones 5 - 9 ☀️ 🚫



Stachys byzantina 'Helene von Stein'
Lamb's Ear or Big Ears
The larger, vigorous, wooly gray leaves of this variety are effective massed in the foreground of a bed or as edging. It resists languishing in our humid weather, seldom flowers, and at 10" in height, is a strong clump grower that can form a 3' wide plant in 2 years. Does best in poor, very well-drained soil. **Plant 20" apart.**

Zones 4 - 9 ☀️ 🚫



Stachys byzantina 'Silver Carpet'
Lamb's Ear
Same delightful velvety silver leaves as other byzantinas that invite touching (children love it), but a non-flowering, low-maintenance form. Try it with other drought-lovers such as Lavender, Sedum 'Autumn Joy', and Dianthus 'Firewitch'. **Plant 20" apart**

Zones 5 - 9 ☀️ 🚫



Stachys monieri
Betony
Betony is a little-known alpine plant that is durable, attractive and long blooming. A species quite apart from the fuzzy gray of Lamb's Ear, Betony's foliage forms tight, ground-hugging rosettes of glossy dark green leaves with a crinkled appearance. It grows quickly and develops whirls of deep pink to white flowers on 18" spikes from June-August. **Plant 18" apart.**

Zones 5 - 9 ☀️ 🚫



Thymus serpyllum 'Coccineus'
Red Flowering Mother of Thyme
Tiny glossy green leaves are mat forming at 3". This groundcover is perfect for rock, trough, and alpine gardens, works between pavers, and has rosy-purple flowers in mid-summer. Excellent drainage and lots of sun are a must. Too much rain can be detrimental; water has a hard time evaporating from the leaves causing fast rot. **Plant 6" apart**

Zones 5 - 9 ☀️ 🚫

Ground Cover



Tiarella cordifolia 'Brandywine' Foam Flower
 The puffy, tiny white flowers are carried on short spikes on the 8" stems of this local native Tiarella that is an ideal spreading ground cover for shade. Tiarellas have dark green, quite evergreen leaves that vary in leaf shape and coloration according to variety. 'Brandywine' has just a bit of burgundy veination on its leaves and blooms white in April and May. **Plant 18" apart**

Zones 5 - 9 ☀️ 🌙 🌑 🚫 🌿 📏



Tiarella cordifolia 'Elizabeth Oliver' Foam Flower
 The deeply lobed leaves are bright green with faint burgundy veination. As the cooler days of early October arrive, the leaves take on a rich purple hue. Height 8-10". This vigorous grower for the woodland or shade garden is another native of the eastern U.S. that will make a great groundcover. **Plant 18" apart.**

Zones 4 - 8 ☀️ 🌙 🌑 🚫 🌿 📏



Tiarella cordifolia 'Oakleaf' Foam Flower
 As its name implies, native 'Oakleaf' has dark green leaves that are lobed with a serrated edge like those of the tree, and grow in dense, fast-growing clumps. The flowers on their little spikes are a deep pink and are very profuse in May to a height of 8-10". Try Tiarellas with Ajuga, Epimedium, or ferns for variety in form and texture. **Plant 18" apart.**

Zones 4 - 8 ☀️ 🌙 🌑 🚫 🌿 📏



Tiarella cordifolia 'Running Tapestry' Foam Flower
 Woodland gardeners with large areas to cover would do well to consider this fast-spreading ground cover. Best of all is the lovely burgundy marbling, which radiates from the midrib outward throughout each leaf. The masses of white Foam Flowers are 12" above the foliage and make a splash through the woods. **Plant 18" apart.**

Zones 4 - 8 ☀️ 🌙 🌑 🚫 🌿 📏



Tiarella x 'Black Snowflake' Foam Flower
 From the center of each leaf, the radiating deeply cut leaf sections make each leaf truly look like a snowflake. Topped with pink foam flowers in April and May at 12", expect the evergreen foliage height to reach about 8". This is a stunning Tiarella. PP#13684. **Plant 18" apart.**

Zones 4 - 8 ☀️ 🌙 🌑 🌿 🚫 📏



Veronica peduncularis 'Georgia Blue'
 Dainty, little round sky-blue flowers in low mounds in April and May are a sweet alternative to traditional Veronica spikes. At 12" it makes a great ground cover in full sun with good drainage. Don't be deceived by its name; this hardy perennial derives from the former Soviet state, not our own southern one of the same name. **Plant 18" apart.**

Zones 5 - 8 ☀️ 🌙 🌑 🌿 ✂️ 🚫



Vinca minor Myrtle
 2 1/4" peat pots.
 50 per flat.
Plant 6" apart.

Zones 4 - 9 ☀️ 🌙 🌑 🚫



Viola labradorica Labrador Violet
 Dark bronzy-purple leaves show off the classic violet-purple flowers at 6" in April-May. If provided some shade and moisture it will spread effectively by self-sowing even in the South. It will flourish in the wildflower or alpine garden; and make an excellent filler in the front of the border, or for the rock garden. **Plant 15" apart.**

Zones 3 - 8 ☀️ 📏

Ground Cover